

Versalite LED Wallpack
12, 30, 50, 80, and 120W (120–277V)
40W and 100W (347–480V)



Description

Versalite VL Series Wallpack offers great energy savings compared to HID systems. It features a heavy-duty, spring-loaded hinge, which provides the flexibility of focusing light near the mounting surface (wallpack) or projecting light forward (flood).

Features

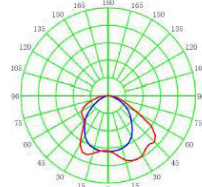
- Die-Cast Housing
- Bronze polyester powder coat finish
- 69,000 hours maintenance-free operation to L₇₀*
- Wall mount for wallpacks
- Heavy-duty, spring-loaded hinge provides vertical adjustability of the luminaire housing up to 65°.
- Adjustability provides for a range of lighting effects from full-cutoff downlight to forward throw.
- Knurled notches securely retain rotated position even in demanding environments.

* L₇₀ hours are IES TM-21-11 calculated hours.

Ordering Information					
Model	Watts (W)	Lumens	Lm/W	CCT/ CRI	Voltage
VL125	12	1,320	111	5000K; CRI 83	120 – 277V
VL305	30	3,290	119		
VL505	50	5,280	107		
VL805	80	9,240	115		
VL1205	120	14,220	115		
VL405 ¹	40	4,200	115		347 – 480V
VL1005 ¹	100	12,130	122		

¹Not DLC listed. Not in stock, call for lead times.

Photometry



Project:	
Catalog#:	
Approved by:	

Applications

Wall Mount:

- Loading Docks
- Entrances
- Parking Areas
- Perimeter
- Underpasses

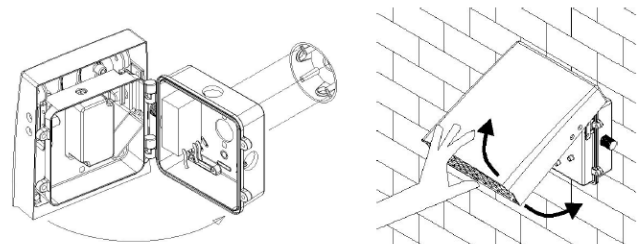
Flood Applications:

- Signage
- Building Façade
- Displays
- Security Lighting

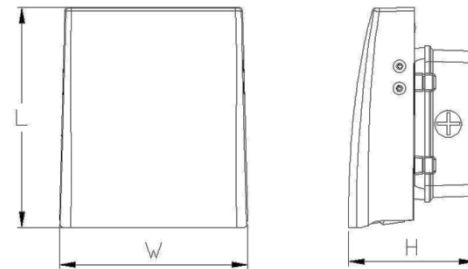
Warranty and Listings

- cULus listed for wet locations (-20°C to 40°C / -4°F to 104°F). ROHS compliant.
- P65 rated.
- Complies with FCC Part 15, class B.
- Complies with EN61000-4-5, surge immunity (1kV).
- 5-year warranty on all electronics and housing.

Mounting Options



Dimensions



Models	L (in.)	W (in.)	H (in.)
VL125	6	5	3.5
VL305, VL405, VL505	9	7.6	4.5
VL805, VL1005, VL1205	13	11	5.5