

7/21/2014

2 Lamp
Standard Ballast Factor
Multi-volt

Project:	
Catalog#:	
Approved by:	

Electronic Fluorescent Ballast

T5 Programmed Rapid Start Series Lamp Operation

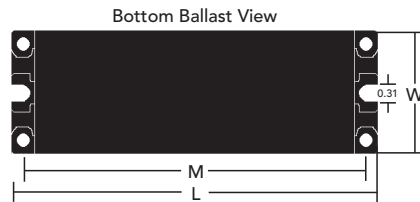
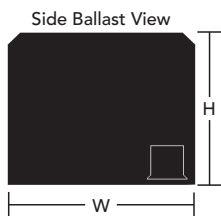
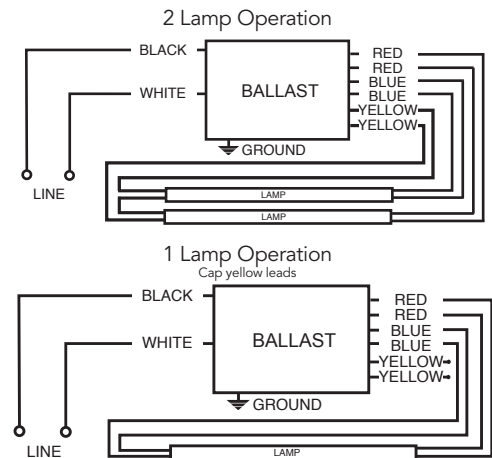
Lamp Type	No. Of Lamps	Lamp Watts	Line Voltage	Ballast Factor	Input Watts	Input Current (amps)	Power Factor	THD	Ballast Efficacy Factor
F54T5/HO*	2	54	120	1.00	120	1.00	0.98	<10%	0.80
	2	54	277	1.00	117	0.43	0.97	<10%	0.80
	1	54	120	1.03	62	0.52	0.98	<10%	1.60
	1	54	277	1.03	62	0.23	0.90	<20%	1.60
FC12T5/HO 55W	2	55	120	0.86	106	0.87	0.98	<10%	0.80
	2	55	277	0.86	103	0.37	0.97	<10%	0.80
	1	55	120	0.88	55	0.45	0.98	<10%	1.60
	1	55	277	0.88	55	0.20	0.90	<20%	1.60
FT55W/2G11	2	55	120	0.91	112	0.94	0.98	<10%	0.80
	2	55	277	0.91	109	0.40	0.97	<10%	0.80
	1	55	120	0.93	58	0.51	0.98	<10%	1.60
	1	55	277	0.93	58	0.22	0.90	<20%	1.60
FT50W/2G11	2	50	120	1.12	118	1.01	0.98	<10%	0.90
	2	50	277	1.12	115	0.43	0.97	<10%	0.90
	1	50	120	1.15	61	0.52	0.98	<10%	1.80
	1	50	277	0.90	61	0.23	0.90	<20%	1.80
F54T5/HO/ES	2	49	120	0.99	106	0.88	0.98	<10%	0.90
	2	49	277	0.98	105	0.38	0.97	<10%	0.90
	1	49	120	0.90	53	0.44	0.99	<10%	1.60
	1	49	277	1.04	58	0.21	0.90	<10%	1.70

* Primary Lamp Design

Ballast Specifications

- Ballast shall have a five-year warranty
- Ballast shall be UL & cUL 935 Listed, & UL "HL" rated for hazardous locations
- Ballast shall meet RoHS compliance
- Ballast shall be sound rated Class A
- Ballast shall have a Lamp Current Crest Factor of <1.7
- Ballast shall meet ANSI Standards C62.41-2002 & C82.11-2005
- Ballast shall comply with the limits of FCC Part 18 Class A (Non-consumer)
- Ballast shall have a lamp operating frequency greater than 42kHz
- Ballast shall have a -18°C minimum lamp starting temperature for primary lamp
- Ballast shall be Program Rapid Start Series Lamp Operation
- Ballast shall have minimum Power Factor of 98% for primary Lamp operation
- Ballast shall operate within +/- 10% of the ballast specified line voltage at 60 Hz
- Ballast shall have a maximum case hot spot temperature of 90 Celsius
- Ballast shall have Lamp End-Of-Life Protection

Wiring Diagram



Dimensions

L: 9.5"
W: 1.3"
H: 1.0"
M: 9.0"

• Specifications are subject to change without notice.

